







AGGREGATION & CORE ETHERNET SWITCH

	DS-3E0524TF	DS-3E2528	DS-3E3740	DS-3E3756TF
Model				
Management	Unmanaged	Full-managed	Full-managed	Full-managed
Ports	12 × Gigabit RJ45 ports 12 × Gigabit SFP ports	24 × Gigabit RJ45 ports 4 × Gigabit SFP ports	32 × Gigabit RJ45 ports 8 × 10G SFP+ ports	24 × Gigabit RJ45 ports 24 × Gigabit SFP ports 8 × 10G SFP+ ports
Packet Forwarding Rate	35.7 Mpps	42 Mpps	136 Mpps	136 Mpps
Switching Capacity	48 Gbps	56 Gbps	224 Gbps	256 Gbps
MAC Address Table	16 K	8 K	64 K	64 K
Management Mode	-	Console, Telnet, SSH2.0, Web, SNMP v1/v2/v3, TFTP, RMON		
Other Software Features	-	STP, VLAN, Mirroring, IGMP Snooping and IGMP v1/v2, L2/L3/L4 ACL, LACP, EAPS, ERPS	STP, VLAN, Mirroring, IGMP Snooping and IGMP v1/v2, L2/L3/L4 ACL, LACP, EAPS, ERPS, RIPV1/2, RIPng, OSPF, OSPFv3, IS-IS, IS-ISv6, BGP, BGP4+	
Operating Temperature	-5°C~50°C	0°C~45°C	0°C~45°C	0°C~45°C
Dimension	[440 × 186.5 × 44.5] mm	[440 × 230 × 45] mm	[442.5 × 315 × 44] mm	[442.5 × 350 × 44] mm






INDUSTRIAL POE ETHERNET SWITCH

	Industrial switch		Power Supply	
	DS-3T0306P	DS-3T0310P	Model	EL6-150-48A
Model			Image	
Management	Unmanaged	Unmanaged	Output Voltage	48 V
Ports	4 × 10/100 Mbps PoE RJ45 ports 2 × Gigabit uplink SFP ports	8 × 10/100 Mbps PoE RJ45 ports 2 × Gigabit uplink SFP ports	Rated Current	3.13 A
PoE Standards	IEEE 802.3af, IEEE802.3at	IEEE 802.3af, IEEE802.3at	Rated Power	150 W
PoE Budget	≤ 120 W	≤ 240 W	Operating Temperature	-40~80°C
Packet Forwarding Rate	3.6 Mpps	4.2 Mpps	IP Rating	IP65
Switching Capacity	8.8 Gbps	8.8 Gbps	Accessory	Optional accessory for industrial PoE switch
MAC Address Table	4 K	4 K		
Surge Protection	2 KV	2 KV		
Operating Temperature	-40°C~75°C	-40°C~75°C		
Dimension	[155 × 130 × 42] mm	[170 × 156 × 42] mm		

OPTICAL MODULE

Model	Image	Description
HK-SFP-1.25G-20-1310		TX 1310 nm/1.25G, RX 1550 nm/1.25G, LC, single mode and single fiber, 20 km, 0~70°C, SFP
HK-SFP-1.25G-20-1550		TX 1550 nm/1.25G, RX 1310 nm/1.25G, LC, single mode and single fiber, 20 km, 0~70°C, SFP
HK-SFP-1.25G-1310-DF-MM		TX 1310 nm/1.25G, RX 1310 nm/1.25G, LC, Multi mode and duplex fiber, 1 km, 0~70°C, SFP
HK-SFP-1.25G-20-1310-DF		TX 1310 nm/1.25G, RX 1310 nm/1.25G, LC, Single mode and duplex fiber, 20 km, 0~70°C, SFP
HK-SFP+-10G-20-1270		TX 1270 nm/10G, RX 1330 nm/10G, LC, single mode and single fiber, 20 km, 0~70°C, SFP+
HK-SFP+-10G-20-1330		TX 1330 nm/10G, RX 1270 nm/10G, LC, single mode and single fiber, 20 km, 0~70°C, SFP+

WIRELESS BRIDGE

Model	Outdoor wireless bridge			Elevator wireless bridge	
	DS-3WF01C-2N/0	DS-3WF02C-5N/0	DS-3WF03C	DS-3WF04C-2NT	DS-3WF01C-2N
Image					
Description	Supports point-to-point & point-to-multipoint; Range up to 3 km; 802.11b/g/n, Built-in 12 dBi antenna up to 150 Mbps; Output power 27 dBm; Angle Horizontal: 60° Vertical: 30°; IP65;	Supports point-to-point & point-to-multipoint; Range up to 5 km; 802.11a/n, Built-in 10 dBi 2+2 MIMO antenna with 300 Mbps; Output power 24 dBm; Angle Horizontal: 60° Vertical: 16°; IP65;	Supports point-to-point & point-to-multipoint; Range up to 15 km; 802.11a/n, Built-in 15dBi 2+2 MIMO antenna with 300 Mbps; Output power 27 dBm; Angle Horizontal: 40° Vertical: 15°; IP65;	Supports point-to-point, distance 100 m; IEEE 802.11b/g/n; Built-in 8dBi antenna; Output power 20 dBm; Angle Horizontal: 60° Vertical: 30°; Working temperature: -30 ~65°C; Plug and play, no initial setting;	Supports point-to-point, distance 500 m; IEEE 802.11b/g/n; Built-in 6dBi antenna; Output power 27 dBm; Angle Horizontal: 65° Vertical: 60°; Working temperature: -30 ~65°C; Plug and play, no initial setting;

NETWORK CABLES

Model	DS-1LN5E-S	DS-1LN6-UU	DS-1LN5E-E/E	DS-1LN6-UE-W
Image				
Description	UTP CAT 5E, 305 meters Core diameter: 0.5 mm Solid copper, CM, gray	UTP CAT 6, 305 meters Core diameter: 0.565 mm Solid copper, CM, orange	UTP CAT 5E, 305 meters Core diameter: 0.45 mm Solid copper, CMX, gray	UTP CAT 6, 305 meters, Core diameter: 0.53 mm Solid copper, CM, white

RECOMMENDED OPTIONS

Retail Solutions

Hikvision provides the kinds of solutions that retail sectors need most: high-level security, profitable analytics, and cost-effective implementation.



Hotel Solutions

Hotels require inconspicuous, round-the-clock security to ensure guests and property peaceful and safe. Our solutions provide stable and continuous protection while handling of large amounts of data.



Building Solutions

Large commercial buildings host many separate entities. Therefore, a network capable of handling large amounts of data is essential for such scenarios. Hikvision does it all.



≤ 100-ch IPC		100-ch < IPC ≤ 300-ch		300-ch < IPC ≤ 500-ch	
Type	Model	Type	Model	Type	Model
Aggregation switch	DS-3E0524TF	Aggregation switch	DS-3E2528	Core switch	DS-3E3756TF
Access switch	DS-3E0131xxP-E(B)	Access switch	DS-3E13xxP-E	Core switch	DS-3E3740
Access switch	DS-3E0131xxP-E(M/B)	Access switch	DS-3E0131xxP-E(B)	Aggregation switch	DS-3E2528
Access switch	DS-3E05xxP-E	Access switch	DS-3E05xxP-E	Access switch	DS-3E23xxP-E
Access switch	DS-3E05xx-E	Access switch	DS-3E05xx-E	Access switch	DS-3E05xxP-E
Optical module	HK-SFP-1.25G-1310-DF-MM	Optical module	HK-SFP-1.25G-20-1310 HK-SFP-1.25G-20-1550	Optical module	HK-SFP-1.25G-20-1310 HK-SFP-1.25G-20-1550

HIKVISION

**HIKVISION
TRANSMISSION
PRODUCTS
QUICK GUIDE**



Headquarters
No.555 Qianmo Road, Binjiang District,
Hangzhou 310051, China
T +86-571-8807-5998
overseasbusiness@hikvision.com




UNMANAGED SWITCH



Designed for PoE power supplies
Simple and convenient power



Long distance PoE – 250 meters
Transmit stable power and data using a single cable. Hikvision hardware takes your data further



VIP port transmission priority
Our unique VIP port technology guarantees important video stream will transmit stably at all times



8-Core stable, reliable power supply
8-core power supply provides more stable power and reduces power loss during transmission



6 KV surge protection
Prevents the switch from being damaged by unstable voltage. The higher the protection level, the higher the switch stability



PoE power overload protection
Prevents instantaneous power from being too high and averts switch outage, effectively extending switch life

UNMANAGED NON-POE ETHERNET SWITCH

	DS-3E01050-E	DS-3E01080-E	DS-3E05050-E	DS-3E05080-E	DS-3E0508-E	DS-3E0516-E	DS-3E0524-E
Model							
Ports	5 × 10/100 Mbps RJ45 ports	8 × 10/100 Mbps RJ45 ports	5 × Gigabit RJ45 ports	8 × Gigabit RJ45 ports	8 × Gigabit RJ45 ports	16 × Gigabit RJ45 ports	24 × Gigabit RJ45 ports
Switching Capacity	1 Gbps	1.6 Gbps	10 Gbps	16 Gbps	16 Gbps	32 Gbps	48 Gbps
Packet Forwarding Rate	0.744 Mpps	1.1904 Mpps	7.44 Mpps	11.904 Mpps	11.9 Mpps	23.8 Mpps	35.7 Mpps
MAC Address Table	1 K	1 K	2 K	4 K	4 K	8 K	8 K
Surge Protection	-	-	-	-	4 KV	4 KV	4 KV
Operating Temperature	0°C-40°C	0°C-40°C	0°C-40°C	0°C-40°C	0°C-40°C	0°C-40°C	0°C-40°C
Dimension	(82 × 52 × 22.4) mm	(124 × 59 × 23.2) mm	(92.8 × 65.8 × 22.8) mm	(142 × 90 × 23) mm	(186.7 × 106.7 × 33.3) mm	(440 × 178.8 × 44) mm	(440 × 178.8 × 44) mm

MANAGED POE ETHERNET SWITCH

	DS-3E1310P-E	DS-3E1318P-E	DS-3E1326P-E	DS-3E2310P	DS-3E2318P	DS-3E2326P	DS-3E2510P	DS-3E2526P
Model								
Management	Web-managed	Web-managed	Web-managed	Full-managed	Full-managed	Full-managed	Full-managed	Full-managed
Ports	8 × 10/100 Mbps PoE RJ45 ports 2 × Gigabit comb ports (2 RJ45 Ports and 2 SFP Ports)	16 × 10/100 Mbps PoE RJ45 ports 2 × Gigabit comb ports (2 RJ45 Ports and 2 SFP Ports)	24 × 10/100 Mbps PoE RJ45 ports 2 × Gigabit comb ports (2 RJ45 Ports and 2 SFP Ports)	8 × 10/100 Mbps PoE RJ45 ports 2 × Gigabit comb ports (2 RJ45 Ports and 2 SFP Ports)	16 × 10/100 Mbps PoE RJ45 ports 2 × Gigabit comb ports (2 RJ45 Ports and 2 SFP Ports)	24 × 10/100 Mbps PoE RJ45 ports 2 × Gigabit comb ports (2 RJ45 Ports and 2 SFP Ports)	8 × Gigabit PoE RJ45 ports 2 × Gigabit SFP ports	24 × Gigabit PoE RJ45 ports 4 × Gigabit SFP ports
PoE Standards	IEEE 802.3af, IEEE802.3at	IEEE 802.3af, IEEE802.3at	IEEE 802.3af, IEEE802.3at	IEEE 802.3af, IEEE802.3at	IEEE 802.3af, IEEE802.3at	IEEE 802.3af, IEEE802.3at	IEEE 802.3af, IEEE802.3at	IEEE 802.3af, IEEE802.3at
PoE Budget	123 W	230 W	370 W	125 W	300 W	380 W	125 W	380 W
PoE Extend Mode	Max. 250 m, Port 1-8	Max. 250 m, Port 1-16	Max. 250 m, Port 1-24	-	-	-	-	-
Packet Forwarding Rate	1.34 Mpps	5.36 Mpps	6.55 Mpps	5.6 Mpps	8.4 Mpps	9.6 Mpps	15 Mpps	42 Mpps
Switching Capacity	5.4 Gbps	7.2 Gbps	8.8 Gbps	10 Gbps	21.2 Gbps	22.8 Gbps	20 Gbps	56 Gbps
MAC Address Table	4 K	4 K	4 K	8 K	8 K	8 K	8 K	8 K
Management Mode	SNMP v1/v2, WEB management			Console, Telnet, SSH2.0, Web, SNMP v1/v2/v3, TFTP, RMON				
Other Software Features	STP, VLAN, Mirroring, IGMP Snooping and IGMP v1/v2			STP, VLAN, Mirroring, IGMP Snooping and IGMP v1/v2, L2/L3/L4 ACL, LACP, EAPS, ERPS				
Surge Protection	4 KV	4 KV	4 KV	4 KV	4 KV	4 KV	4 KV	4 KV
Operating Temperature	0°C-40°C	0°C-40°C	0°C-40°C	0°C-40°C	0°C-40°C	0°C-40°C	0°C-45°C	0°C-45°C
Dimension	(294 × 165.8 × 44) mm	(440 × 285 × 43) mm	(440 × 285 × 43) mm	(280 × 179 × 45) mm	(440 × 232 × 44) mm	(440 × 232 × 44) mm	(280 × 179 × 45) mm	(440 × 232 × 45) mm

UNMANAGED POE ETHERNET SWITCH

	10/100 Mbps Switches							
	DS-3E0105P-E/M(B)	DS-3E0108P-E/M(B)	DS-3E0318P-E/M(B)	DS-3E0326P-E/M(B)	DS-3E0105P-E(B)	DS-3E0108P-E(B)	DS-3E0318P-E(B)	DS-3E0326P-E(B)
Model								
Ports	4 × 10/100 Mbps PoE RJ45 ports 1 × 10/100 Mbps uplink RJ45 port	8 × 10/100 Mbps PoE RJ45 ports 1 × 10/100 Mbps uplink RJ45 port	16 × 10/100 Mbps PoE RJ45 ports 1 × Gigabit uplink RJ45 port 1 × Gigabit uplink SFP port	24 × 10/100 Mbps PoE RJ45 ports 1 × Gigabit uplink RJ45 port 1 × Gigabit uplink SFP port	4 × 10/100 Mbps PoE RJ45 ports 1 × 10/100 Mbps uplink RJ45 port	8 × 10/100 Mbps PoE RJ45 ports 1 × 10/100 Mbps uplink RJ45 port	16 × 10/100 Mbps PoE RJ45 ports 2 × Gigabit comb ports (2 RJ45 Ports and 2 SFP Ports)	24 × 10/100 Mbps PoE RJ45 ports 2 × Gigabit comb ports (2 RJ45 Ports and 2 SFP Ports)
PoE Standards	IEEE 802.3af, IEEE802.3at	IEEE 802.3af, IEEE802.3at	IEEE 802.3af, IEEE802.3at	IEEE 802.3af, IEEE802.3at	IEEE 802.3af, IEEE802.3at	IEEE 802.3af, IEEE802.3at	IEEE 802.3af, IEEE802.3at	IEEE 802.3af, IEEE802.3at
PoE Budget	35 W	60 W	130 W	230 W	60 W	115 W	230 W	370 W
PoE Extend Mode	Max. 250 m, Port 1-4	Max. 250 m, Port 1-8	Max. 250 m, Port 9-16	Max. 250 m, Port 17-24	Max. 250 m, Port 1-4	Max. 250 m, Port 1-8	Max. 250 m, Port 9-16	Max. 250 m, Port 17-24
Packet Forwarding Rate	0.744 Mpps	1.34 Mpps	5.36 Mpps	6.55 Mpps	0.74 Mpps	1.34 Mpps	5.36 Mpps	6.55 Mpps
Switching Capacity	1 Gbps	1.8 Gbps	7.2 Gbps	8.8 Gbps	1 Gbps	1.8 Gbps	7.2 Gbps	8.8 Gbps
MAC Address Table	1 K	2 K	4 K	4 K	1 K	2 K	4 K	4 K
Surge Protection	6 KV	6 KV	6 KV	6 KV	6 KV	6 KV	6 KV	6 KV
Operating Temperature	0°C-40°C	0°C-40°C	0°C-40°C	0°C-40°C	0°C-40°C	0°C-40°C	0°C-40°C	0°C-40°C
Dimension	(105 × 27.6 × 83.1)mm	(170 × 27.6 × 93.1) mm	(266 × 44.5 × 220.8) mm	(335 × 44.5 × 226) mm	(105 × 27.6 × 83.1) mm	(170 × 27.6 × 93.1) mm	(440 × 44 × 220.8) mm	(440 × 44 × 220.8) mm

Gigabit Switches

	DS-3E0505P-E	DS-3E0510P-E	DS-3E0518P-E	DS-3E0526P-E
Model				
Ports	4 × Gigabit PoE RJ45 ports 1 × Gigabit RJ45 port	8 × Gigabit PoE RJ45 ports 1 × Gigabit RJ45 port 1 × Gigabit SFP port	16 × Gigabit PoE RJ45 ports 1 × Gigabit RJ45 port 1 × Gigabit SFP port	24 × Gigabit PoE RJ45 ports 1 × Gigabit RJ45 port 1 × Gigabit SFP port
PoE Standards	IEEE 802.3af, IEEE802.3at	IEEE 802.3af, IEEE802.3at	IEEE 802.3af, IEEE802.3at	IEEE 802.3af, IEEE802.3at
PoE Budget	60 W	110 W	230 W	370 W
Packet Forwarding Rate	7.44 Mpps	14.88 Mpps	26.784 Mpps	38.688 Mpps
Switching Capacity	10 Gbps	20 Gbps	36 Gbps	52 Gbps
MAC Address Table	2 K	4 K	8 K	8 K
Surge Protection	6 KV	6 KV	6 KV	6 KV
Operating Temperature	0°C-40°C	0°C-40°C	0°C-40°C	0°C-40°C
Dimension	(105 × 27.6 × 83.1) mm	(217.6 × 27.8 × 108.55) mm	(440 × 44 × 220.8) mm	(440 × 44 × 220.8) mm

Hi-PoE Switches

	DS-3E0108HP-E	DS-3E0310HP-E
Model		
Ports	1 × 10/100 Mbps Hi-PoE port 3 × 10/100 Mbps PoE ports 2 × 10/100 Mbps RJ45 ports	1 × 10/100 Mbps Hi-PoE port 7 × 10/100 Mbps PoE ports 2 × Gigabit RJ45 ports
PoE Standards	Port 1: IEEE 802.3af, IEEE 802.3at, IEEE 802.3bt Ports 2 to 4: IEEE 802.3af, IEEE 802.3at	Port 1: IEEE 802.3af, IEEE 802.3at, IEEE 802.3bt Ports 2 to 8: IEEE 802.3af, IEEE 802.3at
PoE Budget	60 W	110 W
Max. port PoE power	Port 1: 60 W Ports 2 to 4: 30 W	Port 1: 60 W Ports 2 to 8: 30 W
PoE Extend Mode	Max. 250 m, Port 1-4	Max. 250 m, Port 1-8
Packet Forwarding Rate	0.893 Mpps	4.166 Mpps
Switching Capacity	1.2 Gbps	5.6 Gbps
MAC Address Table	2 K	16 K
Surge Protection	6 KV	6 KV
Operating Temperature	0°C-40°C	0°C-40°C
Dimension	(145 × 25.6 × 68.45) mm	(217.6 × 27.8 × 103.35) mm